

DOMESTIC VS. COMMERCIAL WASHING MACHINE

Recommendation for 60 kg of white linen (sheets, pillow cases, towels...) - 90° washing temperature



FAMILY HOUSE

Domestic washer 10 kg - drum volume 78 l



1 - 15 APARTMENTS

LG commercial washer 10 kg - drum volume 103l



60 kg per day

one shift - requires **4 washers**

Wash time for white linen at 90° is 2,5 h




Domestic washers are made for **4 cycles** a week (according to European Directive 2009/125 / EC), while **commercial washers** are made for **50 cycles** per week.



WARRANTY

Not valid for commercial use

 2 kW - 220V


 pump

- Equipment breaks down more frequently as it cannot cope with constant commercial use
- Poor materials quality compared to commercial and industrial washing machines
- Domestic washers cannot be used for commercial purposes

Domestic washers - 10 kg drum volume 78 l



Commercial washer 10 kg drum volume 103 l



60 kg per day

1 commercial washer required

Wash time for white linen at 90° is 1h





Commercial washers comply with the European Machinery Directive 2006/42 / EG for laundry care related to health and safety protection during the usage of an appliance.



WARRANTY

possibility of warranty extension up to 5 years

 3,6 kW - 220V

 pump

ADVANTAGES IN RELATION TO THE HOUSEHOLD WASHER

- Bigger drum volume capacity and better performance
- Faster washing programs
- Less power and water consumption
- Automatic dosing options for detergents
- Extra hot water connection for economical washing